

SPEAKMAN®

Safety Pricelist February 2012



Appendix

PRODUCT INDEX

| Product # | Pg. | Product # | Pg. | Product # | Pg. | Product # | Pg. | Product # | Pg. |
|------------|-----|------------|-----|---------------|-----|------------------|-----|--|---------|
| PDS-1000 | 10 | SE-404 | 5 | SE-575-DP | 8 | SE-675 | 6 | SE-926 | 3 |
| SE-201 | 7 | SE-410 | 5 | SE-575-DP-237 | 8 | SE-690 | 6 | SE-927 | 3 |
| SE-206 | 7 | SE-411 | 5 | SE-575-DP-238 | 8 | SE-690-ADA | 6 | SE-950 | 10 |
| SE-212 | 7 | SE-420 | 5 | SE-575-SD-237 | 8 | SE-690-CV | 6 | SE-952 | 10 |
| SE-216 | 7 | SE-421 | 5 | SE-575-SD-238 | 8 | SE-690-PVC | 6 | SE-CURTAIN | 10 |
| SE-220 | 7 | SE-4210 | 3 | SE-575-SD-ADA | 8 | SE-691 | 6 | SEF-1000 | 2 |
| SE-220-ADA | 7 | SE-430 | 5 | SE-577-SD | 8 | SE-693 | 6 | SEF-1000-8 | 2 |
| SE-220-SS | 7 | SE-4300 | 3 | SE-579-SD | 8 | SE-693-ADA | 6 | SEF-1000-ST | 2 |
| SE-225 | 7 | SE-431 | 5 | SE-580 | 4 | SE-694 | 6 | SEF-1000-TW | 2 |
| SE-226 | 7 | SE-4320 | 3 | SE-580-ADA | 4 | SE-695 | 6 | SEF-1800 | 2 |
| SE-227 | 7 | SE-4350 | 3 | SE-582 | 4 | SE-695-ADA | 6 | SEF-1800-8 | 2 |
| SE-227-SS | 7 | SE-4360 | 3 | SE-582-ADA | 4 | SE-696 | 6 | SEF-1800-8-TW | 2 |
| SE-231 | 7 | SE-4380 | 3 | SE-583 | 4 | SE-697 | 6 | SEF-1800-FP | 2 |
| SE-235 | 8 | SE-440 | 5 | SE-584 | 4 | SE-697-ADA | 6 | SEF-1800-LF-NA | 2 |
| SE-236 | 8 | SE-441 | 5 | SE-590 | 3 | SE-698 | 6 | SEF-1800-SL | 2 |
| SE-236-PR | 8 | SE-460 | 5 | SE-591 | 3 | SE-700 | 8 | SEF-1800-SL-ADA | 2 |
| SE-237 | 8 | SE-480 | 5 | SE-594 | 3 | SE-7000 | 5 | SEF-1800-ST | 2 |
| SE-237-SM | 8 | SE-490 | 4 | SE-597 | 3 | SE-7000-220V-50C | 5 | SEF-1800-TW | 2 |
| SE-237-SR | 8 | SE-490-ADA | 4 | SE-599 | 3 | SE-7000-PL | 5 | SEF-1810 | 2 |
| SE-238 | 8 | SE-490-CV | 4 | SE-601 | 6 | SE-7000-PL-C1D2 | 5 | SEF-1811 | 2 |
| SE-238-SM | 8 | SE-490-SS | 4 | SE-602 | 6 | SE-7001 | 5 | SEF-1812 | 2 |
| SE-238-SR | 8 | SE-491 | 4 | SE-603 | 6 | SE-7001-220V-50C | 5 | SEF-1813 | 2 |
| SE-242 | 7 | SE-491-CV | 4 | SE-603-ADA | 6 | SE-701 | 8 | SEF-1814 | 2 |
| SE-250 | 7 | SE-491-SS | 4 | SE-604 | 6 | SE-800 | 11 | SEF-1815 | 2 |
| SE-253 | 7 | SE-4920 | 3 | SE-605 | 6 | SE-855 | 11 | SEF-1816 | 2 |
| SE-253-SS | 7 | SE-495 | 4 | SE-607 | 6 | SE-870 | 11 | SEF-1820 | 2 |
| SE-260 | 7 | SE-495-ADA | 4 | SE-609 | 6 | SE-880 | 11 | SEF-1821 | 2 |
| SE-306-208 | 9 | SE-496 | 4 | SE-610 | 6 | SE-900 | 11 | SEF-1822 | 2 |
| SE-306-480 | 9 | SE-505 | 4 | SE-612 | 6 | SE-900-CR | 11 | SEF-1823 | 2 |
| SE-312-208 | 9 | SE-506 | 4 | SE-614 | 6 | SE-901 | 11 | SEF-1824 | 2 |
| SE-312-480 | 9 | SE-515 | 4 | SE-615 | 6 | SE-901-CR | 11 | SEF-1825 | 2 |
| SE-350 | 9 | SE-535 | 4 | SE-616 | 6 | SE-909 | 11 | SEF-1826 | 2 |
| SE-352 | 9 | SE-536 | 4 | SE-617 | 6 | SE-910 | 11 | SEF-9000 | 3 |
| SE-354 | 9 | SE-544 | 4 | SE-618 | 6 | SE-910-SSBV | 11 | SEF-9000-FM | 3 |
| SE-360 | 9 | SE-545 | 4 | SE-619 | 6 | SE-911 | 11 | SEF-9200 | 3 |
| SE-362 | 9 | SE-546 | 4 | SE-621 | 7 | SE-911-CR | 11 | SEF-9200-ILR | 3 |
| SE-364 | 9 | SE-555 | 4 | SE-622 | 7 | SE-911-PR | 11 | SEF-TW | 2, 3, 9 |
| SE-370 | 9 | SE-565 | 4 | SE-623 | 7 | SE-911-SS | 11 | SE-TW-EW | 9 |
| SE-374 | 9 | SE-568 | 8 | SE-624 | 7 | SE-912-T | 11 | ALARMS & SIGNS | 10 |
| SE-385 | 9 | SE-570 | 8 | SE-625 | 7 | SE-914-T | 11 | OPTIONS | 11 |
| SE-390 | 9 | SE-570-LH | 8 | SE-625-ADA | 7 | SE-920 | 3 | REPAIR PARTS | 12-16 |
| SE-400 | 5 | SE-571 | 8 | SE-625-ADA-SS | 7 | SE-921 | 3 | SPEAKMAN SAFETY PRODUCTS ARE CERTIFIED TO ANSI Z358.1 BY IAPMO. | |
| SE-4000 | 3 | SE-572 | 8 | SE-625-SS | 7 | SE-922 | 3 | | |
| SE-400-ADA | 5 | SE-572-LH | 8 | SE-626 | 7 | SE-924 | 3 | | |
| SE-401 | 5 | SE-573 | 8 | SE-627 | 7 | SE-925 | 3 | | |
| SE-403 | 5 | SE-575 | 8 | SE-628 | 7 | SE-925-TEW | 3 | | |

TABLE OF CONTENTS

| | |
|--|-------|
| SEF COMBINATION EYEWASH FAUCETS AND EYEWASH SERVICE SINK FAUCETS | 2-3 |
| DRENCH HOSES | 3 |
| PORTABLE EYEWASHES | 3 |
| EYE AND EYE/FACE WASHES | 4-5 |
| HEAT TRACE COMBINATION STATIONS | 5 |
| COMBINATION SHOWER, EYEWASH AND EYE/FACE WASH STATIONS | 6-7 |
| EMERGENCY DELUGE SHOWERS | 7 |
| LABORATORY EYEWASHES AND SHOWERS | 8 |
| TEPID WATER SYSTEMS (THERMOSTATIC MIXING VALVES & WATER HEATERS)..... | 9 |
| ALARMS, SIGNS AND ACCESSORIES | 10 |
| DECONTAMINATION EQUIPMENT | 10 |
| OPTIONS | 11 |
| SAFETY PARTS | 11 |
| SAFETY PRODUCT REPAIR PARTS REFERENCE GUIDE | 12-14 |
| CROSS REFERENCE REPAIR PARTS GUIDE..... | 15-16 |
| PRODUCT APPENDIX..... | 17 |



ICON KEY






ADA icon indicates product is compliant with Americans with Disabilities Act.





Quick ship icon indicates product is available for shipment within 48 hours for quantities of 4 pieces or less.


EYESAVER® COMBINATION EYEWASH AND LAVATORY FAUCETS unique design combines a fully functional gooseneck faucet with an independently operated eyewash. This patented design incorporates two separate water channels in the faucet body, one for the eyewash and the other for the faucet. A simple pull activates the eyewash and delivers a safe water temperature to the eyes each and every time. The faucet always remains functional. Meets ANSI Z358.1.

| | PRODUCT # | LIST PRICE | PRODUCT DESCRIPTION | WT. |
|---|-----------------|-------------|--|-----|
|  SEF-1800 | SEF-1000 | \$ 528.00 | Eyesaver gooseneck faucet for retrofit applications. Faucet valves not included. Lead free brass. | 8 |
| | SEF-1000-8 | \$ 642.00 | Retrofit Eyesaver gooseneck faucet. 8" spread gooseneck. Lead free brass. | 10 |
| | SEF-1000-ST | \$ 672.00 | Retrofit Eyesaver gooseneck faucet combining an eyewash and faucet that work independently. Faucet features serrated tip with vacuum breaker. | 9 |
| | SEF-1000-TW | \$ 1,632.00 | Retrofit Eyesaver gooseneck faucet combining an eyewash and faucet that work independently. Includes SE-370 thermostatic mixing valve. | 19 |
|  SEF-1800-SL | SEF-1800 | \$ 636.00 | Eyesaver faucet combining an eyewash and faucet that work independently. Lead free brass. | 10 |
| | SEF-1800-SL-ADA | \$ 718.00 | Eyesaver faucet combining an eyewash and faucet that work independently, 6" single lever activation. Lead free brass. | 12 |
| | SEF-1800-SL | \$ 708.00 | Eyesaver faucet combining an eyewash and faucet that work independently, single lever activation. Lead free brass. | 10 |
| | SEF-1800-8 | \$ 750.00 | Eyesaver faucet combining an eyewash and faucet that work independently. 8" spread gooseneck. Lead free brass. | 12 |
| | SEF-1800-8-TW | \$ 1,854.00 | Eyesaver faucet combining an eyewash and faucet with tepid water that work independently. Includes SE-370 thermostatic mixing valve and has 8" spread gooseneck. | 21 |
|  SEF-1800-ST | SEF-1800-FP | \$ 1,477.00 | Eyesaver faucet combining an eyewash and faucet that work independently, foot pedal activation. | 21 |
| | SEF-1800-LF-NA | \$ 666.00 | Eyesaver faucet combining an eyewash and faucet that work independently. Eyewash features non-aerated spray. | 15 |
| | SEF-1800-ST | \$ 780.00 | Eyesaver faucet combining an eyewash and faucet that work independently. Faucet features serrated tip with vacuum breaker. | 21 |
| | SEF-1800-TW | \$ 1,740.00 | Eyesaver faucet combining an eyewash and faucet with tepid water that work independently. Includes SE-370 thermostatic mixing valve. | 21 |
| | SEF-TW | \$ 1,104.00 | SE-370 thermostatic mixing valve kit for SEF-1000, SEF-1800 & SEF-9000. | 6 |


EYESAVER® COMBINATION EYEWASH AND ELECTRONIC FAUCETS unique design combines a fully functional sensor faucet with an independently operated eyewash. This patented design incorporates two separate water channels in the faucet body, one for the eyewash and the other for the faucet. A simple pull activates the eyewash and delivers a safe water temperature to the eyes each and every time. The faucet always remains functional. Meets ANSI Z358.1.

| | PRODUCT # | LIST PRICE | PRODUCT DESCRIPTION (FOR FAUCET FUNCTIONALITY) | WT. |
|--|-------------|---|--|-----|
|  SEF-1810 | SEF-1810 | \$ 1,121.00 | Battery operated, 4" deck plate with under counter mixing valve. | 12 |
| | SEF-1811 | \$ 1,273.00 | Battery operated, 4" deck plate with thermostatic mixing valve. | 12 |
| | SEF-1812 | \$ 1,147.00 | Battery operated, 8" deck plate with under counter mixing valve. | 12 |
| | SEF-1813 | \$ 1,299.00 | Battery operated, 8" deck plate with thermostatic mixing valve. | 12 |
| | SEF-1814 | \$ 1,297.00 | Battery operated, 8" deck plate with above counter mixing valve. | 12 |
| | SEF-1815 | \$ 1,320.00 | Battery operated, 8" deck plate with under counter mixing valve and manual override. | 12 |
|  SEF-1824 | SEF-1816 | \$ 1,472.00 | Battery operated, 8" deck plate with thermostatic mixing valve and manual override. | 12 |
| | SEF-1820 | \$ 1,149.00 | AC powered, 4" deck plate with under counter mixing valve. | 12 |
| | SEF-1821 | \$ 1,301.00 | AC powered, 4" deck plate with thermostatic mixing valve. | 12 |
| | SEF-1822 | \$ 1,175.00 | AC powered, 8" deck plate with under counter mixing valve. | 12 |
| | SEF-1823 | \$ 1,327.00 | AC powered, 8" deck plate with thermostatic mixing valve. | 12 |
| | SEF-1824 | \$ 1,325.00 | AC powered, 8" deck plate with above counter mixing valve. | 12 |
| | SEF-1825 | \$ 1,290.00 | AC powered, 8" deck plate with under counter mixing valve and manual override. | 12 |
| SEF-1826 | \$ 1,442.00 | AC powered, 8" deck plate with thermostatic mixing valve and manual override. | 12 | |



COMBINATION EYEWASH AND SERVICE SINK FAUCET featuring combination Speakman eyewash/drench hose and service sink faucet. The eyewash is attached directly to the faucet's cold water integral stop cavity and permits both units to operate independently. As a result only one plumbing connection is required and there is never a worry about delivering scalding water to the eyes. The unique design is equally beneficial for new installations as well as retrofits. Meets ANSI Z358.1.

|  SEF-9000 | PRODUCT # | LIST PRICE | PRODUCT DESCRIPTION | WT. |
|---|--------------|-------------|--|-----|
| | SEF-9000 Ⓢ | \$ 562.00 | Eyesaver faucet combining an eyewash/drench hose and service sink faucet that work independently. | 15 |
| | SEF-9000-FM | \$ 562.00 | Eyesaver faucet combining a fixed mount eyewash/drench hose and service sink faucet that work independently. | 6 |
| | SEF-9200 Ⓢ | \$ 396.00 | Eyesaver faucet eyewash/drench hose attachment for SC-5811-RCP service sink faucet. | 6 |
| | SEF-9200-ILR | \$ 494.00 | Eyesaver faucet eyewash/drench hose attachment for utility sinks. | 6 |
| | SEF-TW Ⓢ | \$ 1,104.00 | SE-370 thermostatic mixing valve kit for SEF-1800 & SEF-9000. | 6 |


DRENCH HOSES AND EYEWASH COMBINATIONS – Counter and wall mounted drench hoses provide great flexibility in laboratories and other industrial areas for flushing the eyes or body. All units come standard with a flexible hose making them the ideal product to direct flushing fluid to the contaminated area. The SE-927 and SE-925-TEW are certified ANSI Z358.1.

|  SE-927 | PRODUCT # | LIST PRICE | PRODUCT DESCRIPTION | WT. |
|---|--------------|------------|--|-----|
| | SE-920 Ⓢ | \$ 218.00 | Drench hose, aerated spray, self-closing valve, 6' hose, wall mounted on hook. | 3 |
| | SE-921 | \$ 274.00 | Drench hose, aerated spray, self-closing valve, 6' hose, deck mounted. | 4 |
| | SE-922 | \$ 297.00 | Drench hose, single spray, stay open valve, 6' hose, deck mounted. | 4 |
| | SE-924 | \$ 235.00 | Drench hose, aerated spray, stay open valve, 6' hose, wall mounted on hook. | 4 |
| | SE-925 | \$ 409.00 | Drench hose, stay open valve, 12' recoiling hose, wall mounted. | 5 |
| | SE-925-TEW Ⓢ | \$ 441.00 | Drench hose/eyewash, twin aerated sprays, stay open valve, 12' recoiling hose, wall mounted. | 6 |
| | SE-926 | \$ 293.00 | Drench hose, single spray, stay open valve, 6' hose, wall mounted on hook. | 4 |
| | SE-927 Ⓢ | \$ 371.00 | Drench hose/eyewash, twin aerated sprays, stay open valve, 6' hose, deck mounted. | 4 |



SELF-CONTAINED EYEWASHES AND ACCESSORIES - Safety where it's needed is an important element in emergency equipment. Speakman's portable models are the dependable answer for this problem, for temporary locations that need protection and for areas where a plumbed source of potable water is not available. Meets ANSI Z358.1.

|  SE-4320  SE-590 | PRODUCT # | LIST PRICE | PRODUCT DESCRIPTION | WT. |
|---|-----------|-------------|--|-----|
| | SE-4000 Ⓢ | \$ 572.00 | 21 gallon Gravityflo® gravity fed eyewash. | 30 |
| | SE-4210 Ⓢ | \$ 58.00 | Ster-Aide™ water preservative for portable eyewashes (case of 4 – 2 oz. bottles). | 1 |
| | SE-4300 Ⓢ | \$ 249.00 | 20 gallon Gravityflo® gravity-fed eyewash. | 18 |
| | SE-4320 Ⓢ | \$ 331.00 | 20 gallon Gravityflo® gravity-fed eyewash with side fitting drench hose. | 22 |
| | SE-4350 | \$ 1,949.00 | Heated 20 gallon Gravityflo® gravity-fed eyewash. | 28 |
| | SE-4360 | \$ 468.00 | Cart to transport SE-4300 series Gravityflo® gravity-fed eyewashes with fluid collection bucket. | 45 |
| | SE-4380 | \$ 689.00 | 20 gallon Gravityflo® gravity-fed eyewash and SE-4360 transportation cart. | 63 |
| | SE-4920 Ⓢ | \$ 82.00 | Drench hose for Gravityflo units (SE-4000 & SE-4300). | 4 |


PRESSURIZED PORTABLE EYEWASHES

|  SE-599 | PRODUCT # | LIST PRICE | PRODUCT DESCRIPTION | WT. |
|---|-----------|-------------|---|-----|
| | SE-590 Ⓢ | \$ 1,567.00 | ANSI compliant portable eyewash with drench hose, 10 gallon pressurized stainless steel tank. | 25 |
| | SE-591 | \$ 1,427.00 | ANSI compliant portable eyewash, 10 gallon pressurized stainless steel tank. | 24 |
| | SE-594 | \$ 745.00 | Cart to transport SE-590 series portable eyewash. | 53 |
| | SE-597 | \$ 737.00 | 5 gallon stainless steel tank with drench hose. | 13 |
| | SE-599 | \$ 319.00 | 2.5 gallon pressurized personal wash. | 8 |



TRADITIONAL SERIES ROUND BOWL EYE/FACE WASH STATIONS feature stay open ball valve with paddle handle operation and dual spray heads with automatic flow controls and yellow flip top dust covers. The soft flowing eye/face wash provides wider coverage, cleaning full facial areas. Meets ANSI Z358.1.

| | PRODUCT # | LIST PRICE | PRODUCT DESCRIPTION | Wt. |
|--|----------------|-------------|--|-----|
|  SE-490 | SE-490 Ⓢ | \$ 367.00 | Wall mounted, stainless steel bowl. | 10 |
| | SE-490-ADA Ⓢ & | \$ 387.00 | Wall mounted, stainless steel bowl. | 11 |
| | SE-490-CV | \$ 582.00 | Wall mounted, stainless steel bowl, equipped with stainless steel cover. | 14 |
| | SE-490-SS | \$ 1,960.00 | Wall mounted, all stainless steel. | 10 |
| | SE-491 | \$ 453.00 | Pedestal mounted, stainless steel bowl. | 26 |
|  SE-495 | SE-491-CV | \$ 668.00 | Pedestal mounted, stainless steel bowl, equipped with stainless steel cover. | 30 |
| | SE-491-SS | \$ 1,812.00 | Pedestal mounted, stainless steel bowl, all stainless steel components. | 26 |
| | SE-495 Ⓢ | \$ 295.00 | Wall mounted, yellow plastic bowl. | 10 |
| | SE-495-ADA Ⓢ & | \$ 312.00 | Wall mounted, yellow plastic bowl. | 11 |
| | SE-496 | \$ 385.00 | Pedestal mounted, yellow plastic bowl. | 30 |



TRADITIONAL SERIES ROUND BOWL EYEWASH STATIONS - Stay open ball valves with paddle handle operation, feature dual aerated spray heads with automatic flow controls and yellow flip top dust covers. The eyewashes feature Speakman's exclusive aerated water flows that follow eye contours and effectively wash contaminants from delicate eye areas. Meets ANSI Z358.1.

| | PRODUCT # | LIST PRICE | PRODUCT DESCRIPTION | Wt. |
|--|----------------|------------|---|-----|
|  SE-582 | SE-580 Ⓢ | \$ 265.00 | Wall mounted, yellow plastic bowl. | 9 |
| | SE-580-ADA Ⓢ & | \$ 279.00 | Wall mounted, yellow plastic bowl. | 10 |
| | SE-582 Ⓢ | \$ 330.00 | Wall mounted, stainless steel bowl. | 9 |
| | SE-582-ADA Ⓢ & | \$ 346.00 | Wall mounted, stainless steel bowl. | 10 |
| | SE-583 | \$ 384.00 | Pedestal mounted, yellow plastic bowl. | 22 |
| | SE-584 | \$ 426.00 | Pedestal mounted, stainless steel bowl. | 22 |


SELECT SERIES RECTANGULAR BOWL EYEWASH STATIONS offer twin aerated sprays for gentle yet thorough rinsing of the eyes and face. Unit features a rectangular stainless steel bowl and unique panic bar activating system. Meets ANSI Z358.1.

| | PRODUCT # | LIST PRICE | PRODUCT DESCRIPTION | Wt. |
|--|-----------|-------------|---|-----|
|  SE-505 | SE-505 Ⓢ | \$ 517.00 | Wall mounted, stainless steel bowl, trigger bar activated. | 10 |
| | SE-506 | \$ 293.00 | Wall mounted, yellow plastic bowl, paddle handle activated. | 10 |
|  SE-545 | SE-515 | \$ 591.00 | Wall mounted, stainless steel bowl, trigger bar or foot activated. | 18 |
| | SE-535 | \$ 892.00 | Pedestal mounted, stainless steel bowl, trigger bar activated with SE-920 drench hose. | 28 |
| | SE-536 | \$ 604.00 | Pedestal mounted, yellow plastic bowl, paddle handle activated with SE-920 drench hose. | 27 |
| | SE-544 | \$ 447.00 | Pedestal mounted, yellow plastic bowl, paddle handle activated. | 27 |
| | SE-545 | \$ 697.00 | Pedestal mounted, stainless steel bowl, trigger bar activated. | 21 |
| | SE-546 | \$ 770.00 | Pedestal mounted, stainless steel bowl, trigger bar or foot activated. | 33 |
| | SE-555 | \$ 1,211.00 | Freeze protected, pedestal mounted, stainless steel bowl, frost-proof valve, 42" bury depth. Add \$105/ft for bury depth up to 60" max. | 28 |
| | SE-565 | \$ 493.00 | Counter top mounted, stainless steel bowl, trigger bar activated. | 28 |


SELECT SERIES RECTANGULAR BOWL EYE/FACE WASH STATIONS feature 6 aerated outlets, in-line strainer and stay open ball valve with paddle handle operation. Meets ANSI Z358.1.

| | PRODUCT # | LIST PRICE | PRODUCT DESCRIPTION | Wt. |
|---|--------------|-------------|---|-----|
|  | SE-400 Ⓞ | \$ 619.00 | Wall mounted, stainless steel bowl. | 15 |
| | SE-400-ADA ♿ | \$ 649.00 | Wall mounted, stainless steel bowl. | 16 |
|  | SE-401 | \$ 536.00 | Wall mounted, yellow plastic bowl. | 17 |
| | SE-403 | \$ 929.00 | Freeze protected, wall mounted, stainless steel bowl, supply line in heated area (std. for 8" wall thickness). Add \$98 to lengthen up to 18" wall thickness. | 24 |
| | SE-404 | \$ 830.00 | Freeze protected, wall mounted, yellow plastic bowl, supply line in heated area (std. for 8" wall thickness). Add \$98 to lengthen up to 18" wall thickness. | 22 |
| | SE-410 | \$ 840.00 | Wall mounted, stainless steel bowl, self-closing valve, push bar activated, no strainer. | 20 |
| | SE-411 | \$ 747.00 | Wall mounted, yellow plastic bowl, self-closing valve, push bar activated, no strainer. | 18 |
| | SE-420 | \$ 788.00 | Pedestal mounted, stainless steel bowl. | 30 |
| | SE-421 | \$ 706.00 | Pedestal mounted, yellow plastic bowl. | 30 |
| | SE-430 | \$ 976.00 | Pedestal mounted, stainless steel bowl, with SE-920 drench hose. | 33 |
| | SE-431 | \$ 929.00 | Pedestal mounted, yellow plastic bowl, with SE-920 drench hose. | 25 |
| | SE-440 | \$ 1,422.00 | Freeze protected, pedestal mounted, stainless steel bowl, frost-proof valve, 42" bury depth. Add \$105/ft for bury depth up to 60" max. | 25 |
| | SE-441 | \$ 1,415.00 | Freeze protected, pedestal mounted, yellow plastic bowl, frost-proof valve, 42" bury depth. Add \$105/ft for bury depth up to 60" max. | 25 |
| | SE-460 | \$ 764.00 | Counter top mounted, stainless steel bowl. | 18 |
| | SE-480 | \$ 903.00 | Pedestal mounted, stainless steel bowl, hand and foot activated. | 29 |


HEAT TRACED COMBINATION STATIONS - Freeze protected combination shower and eye/face wash units are wrapped with heat traced cable and insulation and jacketed with an easy access ABS shell to protect them to -50°F. Eye/face wash features dual spray outlets with automatic flow control and yellow flip top dust covers. The impeller action shower is activated by a high visibility yellow pull rod. An integral freeze valve protects unit from freezing in case of power outage. Units meet Class 1, Division 2 electrical requirements. Meets ANSI Z358.1.

| | PRODUCT # | LIST PRICE | PRODUCT DESCRIPTION | Wt. |
|---|--|-------------|---|-----|
|  | SE-7000 Ⓞ | \$ 3,996.00 | Floor mounted unit, bottom supply. | 84 |
| | SE-7000-PL | \$ 4,402.00 | Floor mounted unit, bottom supply with pilot light for non-hazardous areas. | 84 |
| | SE-7000-220V-50C | \$ 4,678.00 | Floor mounted unit, bottom supply, 220 volts 50/60 cycle. | 84 |
| | SE-7000-PL-C1D2 | \$ 4,488.00 | Floor mounted unit, bottom supply with pilot light for class 1 division 2. | 84 |
| | SE-7001 | \$ 3,996.00 | Floor mounted unit, top supply. | 84 |
| | SE-7001-220V-50C | \$ 4,678.00 | Floor mounted unit, top supply, 220 volts 50/60 cycle. | 84 |
| | INTEGRAL OPTIONS for SE-7000 Series | | | |
| | PRODUCT # | LIST PRICE | PRODUCT DESCRIPTION | Wt. |
| | IT | \$ 346.00 | Immersion Well Thermometer. | 2 |
| | DH | \$ 236.00 | Drench Hose option. | 2 |
| | SPV-7000 | \$ 482.00 | Scald Protection Valve. | 2 |
| FIELD INSTALLED ACCESSORIES for SE-7000 Series | | | | |
| | PRODUCT # | LIST PRICE | PRODUCT DESCRIPTION | Wt. |
| | VPL | \$ 557.00 | Area light for non-hazardous locations - Clear globe. | 2 |
| | VPL-C1D2 | \$ 1,040.00 | Area light for Class 1 Division 2 areas - Clear globe. | 2 |


SELECT SERIES COMBINATION SHOWER, EYEWASH & EYE/FACE WASH UNITS with powder coating, 1-1/4" galvanized steel stanchion and Cyclac® resin impeller action deluge showerhead activated by a high visibility yellow pull rod. Meets ANSI Z358.1.

|  | PRODUCT # | LIST PRICE | PRODUCT DESCRIPTION | WT. |
|--|--------------|---|---|-----|
| | SE-601 | \$ 1,282.00 | Self-closing shower with chain and ring activation, SE-400 eye/face wash. | 49 |
| | SE-602 | \$ 1,152.00 | Self-closing shower with chain and ring activation, SE-401 eye/face wash. | 46 |
| | SE-603 Ⓢ | \$ 1,178.00 | Stay open shower with pull rod activation, SE-400 eye/face wash. | 48 |
| | SE-603-ADA ♿ | \$ 1,603.00 | Stay open shower with pull rod activation, SE-400 eye/face wash. | 53 |
| | SE-604 | \$ 1,054.00 | Stay open shower with pull rod activation, SE-401 eye/face wash. | 46 |
| | SE-605 | \$ 1,492.00 | Self-closing shower with chain and ring activation, SE-400 eye/face wash, hand and foot activated. | 50 |
| | SE-607 | \$ 1,252.00 | Stay open shower with pull rod activation, SE-400 eye/face wash, hand and foot activated. | 53 |
| | SE-609 | \$ 2,676.00 | Freeze protected shower with SE-400 eye/face wash, 42" bury depth. Add \$105/ft for bury depth up to 60" max. | 117 |
| | SE-610 | \$ 1,274.00 | Self-closing shower with chain and ring activation, SE-505 eyewash, hand and foot activated. | 48 |
| | SE-612 | \$ 1,141.00 | Stay open shower with pull rod activation, SE-505 eyewash, hand and foot activated. | 49 |
| | SE-614 | \$ 1,139.00 | Self-closing shower with chain and ring activation, SE-505 eyewash. | 45 |
| | SE-615 | \$ 976.00 | Self-closing shower with chain and ring activation, SE-506 eyewash. | 45 |
| | SE-616 | \$ 1,066.00 | Stay open shower with pull rod activation, SE-505 eyewash. | 45 |
| | | \$ 940.00 | Stay open shower with pull rod activation, SE-506 eyewash. | 44 |
| | \$ 2,594.00 | Freeze protected shower with SE-505 eyewash, 42" bury depth. Add \$105/ft for bury depth up to 60" max. | 111 | |
| | \$ 2,235.00 | Freeze protected shower with SE-506 eyewash, 42" bury depth. Add \$105/ft for bury depth up to 60" max. | 111 | |

TRADITIONAL SERIES SPECIALTY COMBINATION SHOWER, EYEWASH & EYE/FACE WASH UNITS with powder coating, 1-1/4" galvanized steel stanchion and Cyclac® resin impeller action deluge showerhead activated by a high visibility yellow pull rod. Meets ANSI Z358.1.

|  | PRODUCT # | LIST PRICE | PRODUCT DESCRIPTION | WT. |
|---|--------------|-------------|--|-----|
| | SE-690-ADA ♿ | \$ 1,219.00 | Stay open shower with pull rod activation, SE-490 eye/face wash. | 57 |
| | SE-690-CV | \$ 1,075.00 | Stay open shower with pull rod activation, SE-490-CV covered eye/face wash. | 50 |
| | SE-690-PVC | \$ 1,446.00 | Stay open shower with pull rod activation, SE-490 eye/face wash, PVC piping, stainless steel valves. | 42 |
| | SE-693-ADA ♿ | \$ 1,255.00 | Stay open shower with pull rod activation, SE-582 eyewash. | 57 |
| | SE-695-ADA ♿ | \$ 1,172.00 | Stay open shower with pull rod activation, SE-495 eye/face wash. | 56 |
| | SE-697-ADA ♿ | \$ 1,099.00 | Stay open shower with pull rod activation, SE-580 eyewash. | 50 |

TRADITIONAL SERIES COMBINATION SHOWER, EYEWASH & EYE/FACE WASH UNITS with 1-1/4" galvanized steel stanchion and Cyclac® resin impeller action deluge showerhead activated by a high visibility yellow pull rod. Meets ANSI Z358.1.

|  | PRODUCT # | LIST PRICE | PRODUCT DESCRIPTION | WT. |
|--|-----------|------------|---|-----|
| | SE-675 | \$ 780.00 | Stay open shower with pull rod activation, SE-575 eye/face wash, no bowl. | 46 |
| | SE-690 Ⓢ | \$ 860.00 | Stay open shower with pull rod activation, SE-490 eye/face wash. | 46 |
| | SE-691 | \$ 942.00 | Self-closing shower with chain and ring activation, SE-490 eye/face wash. | 50 |
| | SE-693 Ⓢ | \$ 847.00 | Stay open shower with pull rod activation, SE-582 eyewash. | 46 |
| | SE-694 | \$ 910.00 | Self-closing shower with chain and ring activation, SE-582 eyewash. | 52 |
| | SE-695 Ⓢ | \$ 816.00 | Stay open shower with pull rod activation, SE-495 eye/face wash. | 45 |
| | SE-696 | \$ 902.00 | Self-closing shower with chain and ring activation, SE-495 eye/face wash. | 47 |
| | SE-697 Ⓢ | \$ 777.00 | Stay open shower with pull rod activation, SE-580 eyewash. | 45 |
| | SE-698 | \$ 847.00 | Self-closing shower with chain and ring activation, SE-580 eyewash. | 45 |

OPTIONS for Traditional Series

| PRODUCT # | LIST PRICE | PRODUCT DESCRIPTION |
|-----------|------------|---|
| PA | \$ 175.00 | Powder coat finish for traditional series galvanized steel units. |

STAINLESS STEEL COMBINATION UNITS with stainless steel showerhead, stanchion, ball valves and pull rod. Meets ANSI Z358.1.



SE-625

| PRODUCT # | LIST PRICE | PRODUCT DESCRIPTION | Wt. |
|-----------------|-------------|--|-----|
| SE-621 | \$ 2,380.00 | Stay open shower with pull rod activation, stainless steel, SE-401 eye/face wash. | 35 |
| SE-622 | \$ 2,435.00 | Stay open shower with pull rod activation, stainless steel, SE-505 eyewash. | 34 |
| SE-623 | 2,746.00 | Stay open shower with pull rod activation, stainless steel, SE-400 eye/face wash. | 37 |
| SE-624 | \$ 2,286.00 | Stay open shower with pull rod activation, stainless steel, SE-506 eyewash. | 34 |
| SE-625 | \$ 2,152.00 | Stay open shower with pull rod activation, stainless steel, SE-490 eye/face wash. | 33 |
| SE-625-ADA & | \$ 3,058.00 | Stay open shower with pull rod activation, stainless steel, SE-490 eye/face wash. | 40 |
| SE-625-ADA-SS & | \$ 4,260.00 | Stay open shower with pull rod activation, all stainless steel, SE-490-SS eye/face wash. | 40 |
| SE-625-SS | \$ 3,007.00 | Stay open shower with pull rod activation, all stainless steel, SE-490-SS eye/face wash. | 33 |
| SE-626 | \$ 2,126.00 | Stay open shower with pull rod activation, stainless steel, SE-582 eye/face wash. | 39 |
| SE-627 | \$ 2,105.00 | Stay open shower with pull rod activation, stainless steel, SE-495 eye/face wash. | 39 |
| SE-628 | \$ 2,060.00 | Stay open shower with pull rod activation, stainless steel, SE-580 eyewash. | 39 |

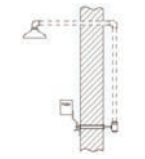
LIFESAVER® EMERGENCY SHOWERS feature an impeller action yellow Cyclocac® showerhead. Meets ANSI Z358.1.



SE-220



SE-227



SE-242



SE-253

| PRODUCT # | LIST PRICE | PRODUCT DESCRIPTION | Wt. |
|--------------|------------|--|-----|
| SE-201 | \$ 271.00 | Vertical overhead supply, self-closing valve, chain & wall or floor flange. | 6 |
| SE-206 Ⓞ | \$ 244.00 | Vertical overhead supply, self-closing valve, 32" chain w/ ring. | 4 |
| SE-212 | \$ 355.00 | Vertical overhead supply, self-closing valve, doorway mount w/ pulley & wall flange. | 4 |
| SE-216 | \$ 313.00 | Vertical overhead supply, stay open ball valve, on-off pull chains w/ rings. | 4 |
| SE-220 Ⓞ | \$ 218.00 | Vertical overhead supply, stay open ball valve, high visibility yellow pull rod. | 6 |
| SE-220-ADA & | \$ 233.00 | Vertical overhead supply, stay open ball valve, high visibility yellow pull rod. | 7 |
| SE-220-SS | \$ 588.00 | Vertical overhead supply, stay open ball valve, pull rod, all stainless steel. | 7 |
| SE-225 | \$ 229.00 | Horizontal supply, self-closing valve, 32" chain w/ ring. | 8 |
| SE-226 | \$ 243.00 | Horizontal supply, stay open ball valve, on-off pull chains w/ rings. | 10 |
| SE-227 Ⓞ | \$ 236.00 | Horizontal supply, stay open ball valve, high visibility yellow pull rod. | 9 |
| SE-227-SS | \$ 791.00 | Horizontal supply, stay open ball valve, pull rod, all stainless steel components. | 7 |
| SE-231 | \$ 263.00 | Horizontal supply, self-closing valve, chain & wall or floor flange. | 8 |



FROST PROOF SHOWERS

| PRODUCT # | LIST PRICE | PRODUCT DESCRIPTION | Wt. |
|-----------|-------------|--|-----|
| SE-242 | \$ 546.00 | Freeze protected wall mounted, horizontal supply, stay-open ball valve behind wall, activated by handle (std. for 8" wall thickness). Add \$98 to lengthen up to 18" wall thickness. | 12 |
| SE-260 | \$ 1,159.00 | Freeze protected free standing shower with frost-proof hydrant, 42" bury depth. Add \$105/ft for bury depth up to 60" max. | 38 |




FREE STANDING DELUGE SHOWERS

| PRODUCT # | LIST PRICE | PRODUCT DESCRIPTION | Wt. |
|-----------|-------------|---|-----|
| SE-250 | \$ 603.00 | Free standing unit, self-closing valve, pull chain and ring. | 40 |
| SE-253 | \$ 521.00 | Free standing unit, stay open ball valve, pull rod. | 41 |
| SE-253-SS | \$ 1,483.00 | Free standing unit, stay open ball valve, pull rod, all stainless steel components. | 38 |





CEILING MOUNTED SHOWERS - Ceiling mounted impeller action showerheads provide full design flexibility while providing the highest level of protection. Showers are activated by either a high visibility yellow pull rod or a wall mounted lever handle. The wall mounted units feature an ergonomic shower activator located in a stainless steel wall mounted cabinet. This eliminates dangling pull rods in laboratories where space is limited while providing easy access to the shower in case of emergency. Meet ANSI Z358.1.

| | PRODUCT # | LIST PRICE | PRODUCT DESCRIPTION | Wt. |
|--|-----------|-------------|--|-----|
|  | SE-235 | \$ 479.00 | Concealed ceiling mount, horizontal supply, self-closing valve, chain & wall flange. | 14 |
| | SE-236 | \$ 451.00 | Concealed ceiling mount, horizontal supply, stay open ball valve, on-off pull chains w/rings. | 16 |
| | SE-236-PR | \$ 418.00 | Concealed ceiling mount, horizontal supply, stay open ball valve, pull rod. | 16 |
|  | SE-237 | \$ 836.00 | Wall mounted deluge shower with 10" flush chrome plated showerhead, recessed wall activator. | 18 |
| | SE-237-SM | \$ 562.00 | Wall mounted deluge shower with 10" flush chrome plated showerhead, surface-mounted wall activator. | 15 |
| | SE-237-SR | \$ 836.00 | Wall mounted deluge shower with 10" flush chrome plated showerhead, semi-recessed wall activator. | 18 |
| | SE-238 | \$ 872.00 | Wall mounted deluge shower, extended 8" showerhead for ceilings over 8', recessed wall activator. | 18 |
| | SE-238-SM | \$ 587.00 | Wall mounted deluge shower, extended 8" showerhead for ceilings over 8', surface-mounted wall activator. | 15 |
| | SE-238-SR | \$ 872.00 | Wall mounted deluge shower, extended 8" showerhead for ceilings over 8', semi-recessed wall activator. | 18 |
| | SE-700 | \$ 1,187.00 | Tabletop mounted deluge shower, pull lever activated, polished chrome. | 16 |
| | SE-701 | \$ 1,536.00 | Tabletop mounted deluge shower, pull lever activated, polished chrome, drench hose. | 20 |



LABORATORY EYEWASHES AND EYE/FACE WASHES – Counter or wall mounted eye and eye/face washes that are available in a number of configurations ensuring the perfect fit for virtually any application. Meet ANSI Z358.1.

| | PRODUCT # | LIST PRICE | PRODUCT DESCRIPTION | Wt. |
|--|-----------------|---|--|-----|
|  | SE-568 | \$ 922.00 | Wall mounted eyewash with stainless steel skirt, twin aerated sprays, stay open ball valve, paddle handle activation. | 15 |
| | SE-570 | \$ 361.00 | Tabletop mounted, twin aerated sprays, stay open valve, swing activation. | 4 |
| | SE-570-LH | \$ 361.00 | Tabletop mounted, twin aerated sprays, stay open valve, left hand swing activation. | 4 |
|  | SE-571 | \$ 339.00 | Tabletop mounted, twin aerated sprays, stay open ball valve, paddle handle activation. | 4 |
| | SE-572 | \$ 375.00 | Tabletop mounted, twin aerated sprays, stay open ball valve, paddle handle activation & 90° swivel on discharge arm. | 6 |
|  | SE-572-LH | \$ 395.00 | Tabletop mounted, twin aerated sprays, stay open ball valve, left hand paddle handle activation & 90° swivel on discharge arm. | 6 |
| | SE-573 | \$ 514.00 | Back deck mounted eye/face wash, pull down activation. | 6 |
| | SE-575 | \$ 291.00 | Wall mounted, activated by push handle | 5 |
| | SE-575-DP | \$ 1,704.00 | Recessed, wall mounted swing down eye/face wash with an integral drain pan. Extended arms for ADA accessibility. | 18 |
| | SE-575-DP-237 | \$ 2,578.00 | Combination wall mounted swing down eye/face wash with integral drain pan & a wall activated recessed deluge shower. Extended arms for ADA accessibility. | 34 |
| | SE-575-DP-238 | \$ 2,578.00 | Combination wall mounted swing down eye/face wash with integral drain pan & wall activated drop down deluge shower. Extended arms for ADA accessibility. | 32 |
| | SE-575-SD-ADA & | \$ 1,530.00 | Wall mounted, swing down eye/face wash in recessed stainless steel cabinet. Extended arms for wheelchair accessibility. | 15 |
| | SE-575-SD-237 | \$ 2,286.00 | Combination wall mounted, swing down eye/face wash and shower in recessed stainless steel cabinet. Extended eyewash arms for wheelchair accessibility. Shower features 10" flush mounted, chrome plated brass showerhead. | 33 |
| | SE-575-SD-238 | \$ 2,286.00 | Combination wall mounted, swing down eye/face wash and shower in recessed stainless steel cabinet. Extended eyewash arms for wheelchair accessibility. Shower features 8" extended, chrome plated brass showerhead for ceilings over 8'. | 32 |
| | SE-577-SD | \$ 607.00 | Wall mounted, swing down aerated eyewash. | 5 |
| SE-579-SD | \$ 607.00 | Deck mounted, swing down aerated eyewash. | 6 | |




THERMOSTATIC MIXING VALVES for safety showers and eyewashes provide a safe and plentiful supply of tempered water when used in conjunction with potable hot water source. Units feature an automatic hot water shut-off to protect against cold water supply failure along with a cold-water bypass that provides full cold-water flow in the event of element failure or hot water supply interruption. Meets ANSI Z358.1.

| | PRODUCT # | LIST PRICE | PRODUCT DESCRIPTION | WT. |
|--|----------------------------|----------------|--|-----|
|  SE-350 | SE-350 | \$ 2,682.00 | Dual elements capable of supplying 67 GPM of tepid water. Provides 43 GPM cold water bypass in case of hot water or thermostatic element failure. | 30 |
| | SE-352 | \$ 3,282.00 | Dual elements capable of supplying 67 GPM of tepid water. Provides 43 GPM cold water bypass in case of hot water or thermostatic element failure. Unit comes complete w/check valves and ball valves. | 37 |
|  SE-362 | SE-354 | \$ 4,152.00 | Dual elements capable of supplying 67 GPM of tepid water. Provides 43 GPM cold water bypass in case of hot water or thermostatic element failure. Unit comes complete w/check valves, ball valves and a flush mounted, enamel coated cabinet. | 70 |
| | SE-360 | \$ 1,485.00 | Single element capable of supplying 36 GPM of tepid water. Provides 20 GPM cold water bypass in case of hot water or thermostatic element failure. Unit comes complete with check and ball valves. | 23 |
|  SE-370 | SE-362 ⌚ | \$ 1,265.00 | Single element capable of supplying 36 GPM of tepid water. Provides 20 GPM cold water bypass in case of hot water or thermostatic element failure. | 20 |
| | SE-364 | \$ 2,364.00 | Single element capable of supplying 36 GPM of tepid water. Provides 20 GPM cold water bypass in case of hot water or thermostatic element failure. Unit comes complete w/check valves, ball valves and a flush mounted, enamel coated cabinet. | 40 |
| | SE-370 ⌚ | \$ 966.00 | Single element capable of supplying 7 GPM of tepid water. Provides 5 GPM cold water bypass in case of hot water or thermostatic element failure. | 5 |
|  SE-390 | SE-374 | \$ 1,520.00 | Single element capable of supplying 7 GPM of tepid water. Provides 5 GPM cold water bypass in case of hot water or thermostatic element failure. Unit comes with a flush mounted, enamel coated cabinet. | 12 |
| | SEF-TW | \$ 1,104.00 | SE-370 thermostatic mixing valve kit for SEF-1800 & SEF-9000. | 5 |
| | SE-TW-EW | \$ 1,047.00 | Tepid Water Kit for Eyewash, includes SE-370 mixing valve and necessary fittings. | 5 |
| | TEPID WATER SYSTEMS | | | |
| | SE-385 | call for quote | Complete packaged tepid water system including water heater and mixing valve. | 497 |
| | SE-390 | call for quote | Steam powered thermostatic mixing valve. | 95 |


INSTANT HOT WATER HEATERS FOR EYE/FACE WASHES AND COMBINATION UNITS - All units are custom made to order and as such are non-returnable, non-refundable. We urge you to check your electrical supply, making sure all criteria for operating your water heater are met, especially that a neutral line is available for All 480/277 Units A Sizing Sheet is Required.

| | PRODUCT # | LIST PRICE | PRODUCT DESCRIPTION | WT. |
|--|------------|----------------|--|-----|
| Series Six Commercial - 6 Modules EF-Emergency Eyewash/Eyeface. Supports up to 12 GPM. | | | | |
|  | SE-306-208 | call for quote | Base 6 Module Unit 208V. | 42 |
| | SE-306-480 | call for quote | Base 6 Module Unit 480V. | 42 |
| Series Twelve Commercial - 12 Modules EFD-Emergency Combination Shower/EyeFace Wash/Drench Shower. Supports up to 25 GPM. | | | | |
|  | SE-312-208 | call for quote | Base 12 Module Unit 208V. | 70 |
| | SE-312-480 | call for quote | Base 12 Module Unit 480V. | 70 |
| OPTIONS | | | | |
| | EN4 | call for quote | Optional Nema 4 Enclosure-Powder Coated Stainless Steel Cabinet. | |
| | N4X | call for quote | Optional Nema 4X Enclosure-Stainless Steel Waterproof Corrosion Resistant Cabinet. | |
| | EFPH | call for quote | 1200W Heater Add Freeze Protection to -30 F at 10MPH Wind. Cabinet Enclosure SE-EN4 or SE-EN4X Required. Series 12 Model Only. | |
| | GFCI | call for quote | Optional GFCI-200A Ground Fault Protection. Series 12 Model Only. | |
| | ESB | call for quote | Optional Automatic Siren/Beacon-Alerting Light w/101db siren. Series 12 Model Only. | |


ALARMS AND SIGNS The Speakman line of emergency equipment is complemented by a wide assortment of alarms, test equipment, safety valves and high visibility signs to make certain that your safety program and equipment are in optimal condition.

| | PRODUCT # | LIST PRICE | PRODUCT DESCRIPTION | WT. |
|---|-----------|-------------|--|-----|
|  <p>AL-2-C1D2</p> | AL-1 | \$ 270.00 | Air alarm system (air canister, mounting bracket and horn). | 2 |
| | AL2-C1D2 | \$ 2,910.00 | Alarm system (flow switch-light & horn) to meet Class 1, Division 2 requirements. | 21 |
| | AL-3 | \$ 1,375.00 | Alarm system (flow switch, light, horn, shut-off switch). | 39 |
| | AL3-C1D2 | \$ 3,193.00 | Alarm system (flow switch, light, horn, shut-off switch) to meet Class 1, Division 2 requirements. | 39 |
|  <p>AL-3</p> | DPDT | \$ 162.00 | Double pole, double throw option for alarms. | 2 |
| | FLW | \$ 698.00 | Flow switch for remote alarm activation, 120 volts, AC (1-1/4" pipe size). | 3 |
|  <p>SGN3</p> | FLW-DPDT | \$ 863.00 | Double pole and throw, flow switch for remote alarm activation, 120 volts, AC (1-1/4" pipe size). | 3 |
| | SGN1 | \$ 19.00 | "Emergency Eyewash" sign. | 1 |
| | SGN2 | \$ 19.00 | "Safety Shower" sign. | 1 |
| | SGN3 | \$ 19.00 | "Emergency Shower and Eyewash" sign. | 1 |

SAFETY ACCESSORIES

| | PRODUCT # | LIST PRICE | PRODUCT DESCRIPTION | WT. |
|--|------------|------------|--------------------------------|-----|
|  <p>SE-CURTAIN</p> | SE-950 | \$ 157.00 | Shower and eyewash test kit. | 8 |
| | SE-952 | \$ 10.00 | Plastic eyewash gauge. | 1 |
| | SE-CURTAIN | \$ 938.00 | Safety shower privacy curtain. | 30 |

DECONTAMINATION EQUIPMENT

| | PRODUCT # | LIST PRICE | PRODUCT DESCRIPTION | WT. |
|---|-----------|----------------|--|-----|
|  <p>PDS-1000</p> | PDS-1000 | call for quote | The PDS-1000 portable decontamination shower is lightweight and completely portable. It is ideal for most decontamination applications where a permanent shower is not practical. The unique design permits the user to collapse this unit into an integral, easy carry case that can easily fit into any vehicle. | 44 |

| OPTIONS | | |
|-----------|------------|--|
| Product # | List Price | Option Description |
| 8 | \$114.00 | 8" gooseneck spread (SEF-1800 series). |
| 30GPM | \$104.00 | Addition of 30 GPM flow restrictor to shower units. |
| 6WH | \$24.00 | 6" wrist blade handles (SEF-1800 series). |
| ASME | \$1,026.00 | Addition of ASME spec. tank to SE-590 portable eyewash unit. |
| BH | \$100.00 | Substitution of brass showerhead for standard Cicolac® resin head. |
| BO | \$11.00 | Vandal-resistant 0.5 GPM flow control (SEF-1800 series). |
| DH | \$236.00 | Drench Hose option for SE-7000 series. |
| FP | \$841.00 | Wall mounted double pedal self-closing mixing valve (SEF-1800). |
| FPV | \$521.00 | Freeze protection valve. |
| HFO | \$104.00 | Hand and foot operation for SE-400, SE-500, SE-600 and SE-7000 series equipment. |
| HS | \$210.00 | Addition of SE-920 hand held drench hose to SE-600 series combination units. |
| ILS | \$44.00 | Adding in-line strainer for 1/2" IPS piping. |
| IT | \$346.00 | Immersion Well Thermometer for SE-7000 series. |
| LF | \$9.00 | Laminar flow control in outlet (SEF-1800 series). |
| PNL | \$465.00 | Addition of third panel to any two-panel booth shower. |
| PT | \$62.00 | "P" trap for eyewash or eye/face wash stations (1-1/4" diameter). |
| SCH80 | \$867.00 | Schedule 80 piping for SE-600 series. |
| SDBV2 | \$72.00 | 1/2" self-draining ball valve. |
| SPR | \$58.00 | Stainless steel pull rod (substitution for aluminum). |
| SPV | \$516.00 | Scald protection valve. |
| SPV-7000 | \$482.00 | Scald protection valve for SE-7000. |
| SSBV1 | \$166.00 | Substituting a 1" IPS stainless steel ball valve. |

| OPTIONS | | |
|-----------|------------|---|
| Product # | List Price | Option Description |
| SSBV2 | \$142.00 | Substituting a 1/2" IPS stainless steel ball valve. |
| SSBV3 | \$92.00 | Substituting a 3/8" IPS stainless steel ball valve. |
| SSH | \$268.00 | Substitution of stainless steel showerhead for standard Cicolac resin head. |
| SSHSE | \$218.00 | Substituting a stainless steel hose on series SE-920 drench hoses. |
| SSTG | \$28.00 | Stainless steel tag. |
| ST | \$144.00 | Serrated tip with vacuum breaker (SEF-1800 series). |
| STALL | \$907.00 | Adding a fiberglass shower stall. |
| SXPR | \$131.00 | Extended stainless steel pull rod. |
| TEW | \$156.00 | Replaces SE-920 series single nozzle drench hose with twin outlets and stay open valve. |
| TS | \$55.00 | Top supply inlet for SE-200 series free standing units, SE-600 series. |
| TW | \$1,104.00 | SE-370 thermostatic mixing valve kit for SEF-1000, SEF-1800 & SEF-9000. |
| UN1 | \$37.00 | 1 1/2" union (SE-7000). |
| VB | \$139.00 | Adding a vacuum breaker to SE-920 series drench hoses. |
| VPL | \$557.00 | Area light for non-hazardous locations - Clear globe for SE-7000 series. |
| VPL-C1D2 | \$1,040.00 | Area light for Class 1 Division 2 areas - Clear globe for SE-7000 series. |
| XCH | \$12.00 | Extended chain for chain and ring activators. |
| XHS | \$6.00 | Extended hose for SE-920 series drench hoses, \$25.00/foot for additional length. |
| XPR | \$92.00 | Extended aluminum pull rod 28" to 60" maximum. |

| SAFETY PARTS | | | |
|--------------|------------|---|-----|
| PRODUCT # | LIST PRICE | PRODUCT DESCRIPTION | WT. |
| SE-800 | \$ 234.50 | Cast brass deluge impeller action showerhead, rough nickel-plated. | 4 |
| SE-855 | \$ 133.00 | Brass showerhead (non-impeller action). | 2 |
| SE-870 Ⓞ | \$ 93.00 | ABS Cicolac® resin deluge impeller action showerhead. | 1 |
| SE-880 | \$ 268.00 | Stainless steel deluge impeller action showerhead. | 2 |
| SE-900 | \$ 221.00 | Self-closing valve, 1" female inlet, 1-1/2" male outlet. | 3 |
| SE-900-CR | \$ 249.00 | Self-closing valve, 1" female inlet, 1-1/2" outlet, includes chain and pull ring. | 3 |
| SE-901 Ⓞ | \$ 167.00 | Self-closing valve, 1" female inlet, 1" female outlet. | 3 |
| SE-901-CR Ⓞ | \$ 188.00 | Self-closing valve, 1" female inlet, 1" female outlet, includes chain and ring. | 3 |
| SE-909 | \$ 115.00 | 3/8" Ball Valve Assembly For SE-590. | 1 |
| SE-910 Ⓞ | \$ 130.00 | Stay open ball valve, 1/2" female inlet, 1/2" female outlet, stainless steel handle. | 1 |
| SE-910-SSBV | \$ 308.00 | 1/2" Stainless Steel Ball Valve Assembly. | 1 |
| SE-911 Ⓞ | \$ 173.00 | Stay open ball valve, 1" female inlet, 1" female outlet. | 3 |
| SE-911-CR | \$ 194.00 | Stay open ball valve, 1" female inlet, 1" female outlet includes on-off chains and rings. | 3 |
| SE-911-PR Ⓞ | \$ 213.00 | Stay open ball valve, 1" female inlet, 1" female outlet includes pull rod. | 6 |
| SE-911-SS | \$ 324.00 | Stay open stainless steel ball valve, 1" female inlet, 1" female outlet. | 6 |
| SE-912-T | \$ 250.00 | Stay open ball valve, 1-1/2" female inlet, 1-1/2" female outlet, vertical installation. | 6 |
| SE-914-T | \$ 166.00 | Stay open ball valve, 3/4" female inlet, 3/4" female outlet, vertical installation. | 2 |

SAFETY PRODUCTS REPAIR PARTS REFERENCE GUIDE

DELUGE SHOWERS

| | PART # | LIST PRICE | PRODUCT DESCRIPTION |
|----------------|------------|------------|--|
| DELUGE SHOWERS | RPG05-0740 | \$ 28.10 | 20 GPM Flow restrictor assembly |
| | SE-870 | \$ 93.00 | ABS showerhead assembly |
| | SE-880 | \$ 268.00 | Stainless steel showerhead assembly |
| | SE-901-CR | \$ 188.00 | Self-closing valve, 1" female inlet, 1" female outlet, includes chain and ring |
| | SE-911 | \$ 173.00 | Brass 1" ball valve assembly |
| | SE-911-CR | \$ 194.00 | Stay open ball valve, 1" female inlet, 1" female outlet includes on-off chains and rings |
| | SE-911-SS | \$ 324.00 | Stainless steel 1" ball valve assembly |

COMBINATION FAUCET AND EYEWASH

| | PART # | LIST PRICE | PRODUCT DESCRIPTION |
|-----------------------|------------|------------|--|
| SEF-1000/ SEF-1800 | RPG05-0724 | \$ 46.90 | Aerator replacement group (2 eyewash & 1 faucet) |
| | RPG07-0104 | \$ 57.20 | Yellow flip top cap replacements (20 per bag) |
| | RPG38-0388 | \$ 51.20 | SEF-1800 Spray head assembly with aerators |
| | RPG49-0003 | \$ 30.60 | SEF-1800 Gooseneck internal seals kit |
| SEF-9000 | RPG07-0104 | \$ 57.20 | Yellow flip top cap replacements (20 per bag) |
| | RPG20-1742 | \$ 166.40 | Eyewash valve repair group |
| | RPG38-0390 | \$ 69.90 | Spray head assembly (4 per bag) |

EYE/FACE WASHES

| | PRODUCT # | LIST PRICE | PRODUCT DESCRIPTION |
|--|---------------|------------|---|
| SE-400 SELECT SERIES | G21-0082-PC-P | \$ 42.80 | SE-400 In-line strainer assembly |
| | RPG05-0816 | \$ 71.80 | SE-400 Shroud repair hardware (o-rings, washers & screws) |
| | RPG05-1177 | \$ 93.60 | Aerator replacement group (6 each) |
| | RPG10-0041 | \$ 48.90 | SE-400 Shroud repair group (Plastic components only) |
| | RPG10-0042 | \$ 207.00 | SE-400 Shroud replacement group - brass & plastic components |
| | SE-910 | \$ 130.00 | 1/2" Ball valve assembly |
| | SE-910-SSBV | \$ 308.00 | 1/2" Stainless steel ball valve assembly |
| SE-490 TRADITIONAL SERIES NON-AERATED | RPG05-0715 | \$ 82.90 | Eye/Face wash bullhorn assembly with spray heads for SE-490/495 |
| | RPG05-0814 | \$ 34.80 | Bullhorn washer group |
| | RPG07-0104 | \$ 57.20 | Yellow flip top cap replacements (20 per bag) |
| | RPG38-0380 | \$ 71.20 | Non-aerated spray head assembly for SE-490/495 (4 each) |
| | SE-910 | \$ 130.00 | 1/2" Ball valve assembly |
| | SE-910-SSBV | \$ 308.00 | 1/2" Stainless steel ball valve assembly |

EYEWASHES

| | PRODUCT # | LIST PRICE | PRODUCT DESCRIPTION |
|---|-----------------|------------|---|
| SE-505 SELECT SERIES | RPG05-0817 | \$ 84.30 | Frost proof hydrant repair kit |
| | RPG05-1177 | \$ 93.60 | Aerator replacement group (6 each) |
| | RPG20-1720-RCP | \$ 21.30 | SE-505 Volume control replacement group |
| | RPG20-1962 | \$ 214.20 | SE-505 Ball valve and push bar assembly |
| | RPG42-0087-PLAS | \$ 71.80 | SE-505/506 Spray head assembly repair group (2 each) |
| SE-580 TRADITIONAL SERIES AERATED | RPG05-0714 | \$ 86.60 | Aerated bullhorn assembly with spray heads for SE-580/582 |
| | RPG05-0814 | \$ 34.80 | Bullhorn washer group |
| | RPG05-1177 | \$ 93.60 | Aerator replacement group (6 each) |
| | RPG07-0104 | \$ 57.20 | Yellow flip top cap replacements (20 per bag) |
| | RPG38-0379 | \$ 71.80 | Aerated spray head assembly for SE-580/582 (4 each) |
| | SE-910 | \$ 130.00 | 1/2" Ball valve assembly |
| | SE-910-SSBV | \$ 308.00 | 1/2" Stainless steel ball valve assembly |

PICTORIAL PARTS SHEETS AVAILABLE ON PRODUCT PAGES ON SPEAKMAN WEBSITE

SAFETY PRODUCTS REPAIR PARTS REFERENCE GUIDE

PORTABLE EYEWASHES

| | PART # | LIST PRICE | PRODUCT DESCRIPTION |
|------------------------------|-------------|------------|--|
| SE-4000 & SE-4500 | SE-4210 | \$ 58.00 | Ster-Aide™ water preservative for portable eyewashes (case of 4 – 2 oz. bottles) |
| | RPG05-0631 | \$ 23.40 | Dust covers for SE-4000 (2 Each) |
| | RPG20-1894 | \$ 386.50 | Repair valve for SE-4000 |
| | RPG38-0347 | \$ 41.60 | Sprayhead assembly |
| SE-4300 | RPG07-0117 | \$ 6.00 | Fill cap and clip |
| | RPG38-0297 | \$ 27.38 | (2) Spray Head Assemblies |
| | RPG07-0096 | \$ 7.00 | Side Outlet Cap |
| | RPG56-0171 | \$ 15.00 | Pull Strap Activator |
| | RPG05-2434 | \$ 5.00 | (6) 12" Tamper-Evident Seal Tie |
| PRESSURIZED SE-590/SE-591 | 05-1671-MO | \$ 31.90 | Pressure gauge for pressurized tank eyewashes (SE-590/597) |
| | G20-0584-PC | \$ 145.60 | Drench hose self-closing valve |
| | RPG07-0008 | \$ 148.20 | Pressure relief cap for SE-590 & SE-597 |
| | RPG07-0104 | \$ 57.20 | Yellow flip top cap replacements (20 per bag) |
| | RPG38-0390 | \$ 69.90 | SE-590 Drench hose spray head (4 per bag) |
| PRESSURIZED SE-597 | 05-1671-MO | \$ 31.90 | Pressure gauge for pressurized tank eyewashes (SE-590/507) |
| | G20-0584-PC | \$ 145.60 | Drench hose self-closing valve |
| | RPG07-0008 | \$ 148.20 | Pressure relief cap for SE-590 & SE-597 |
| | RPG07-0104 | \$ 57.20 | Yellow flip top cap replacements (20 per bag) |
| | RPG38-0379 | \$ 71.80 | Aerated spray head assembly (4 per bag) |
| PRESURIZED SE-599 | RPG05-0647 | \$ 23.70 | Eyewash Dust Cap & Chain for Old Style SE-490 Series (2 Each) |

EYE/FACE WASH COMBINATION UNITS

| | PRODUCT # | LIST PRICE | PRODUCT DESCRIPTION |
|--|---------------|--|--|
| SELECT SERIES (SE-603/SE-623) | RPG05-0740 | \$ 28.10 | 20 GPM Flow restrictor assembly |
| | SE-870 | \$ 93.00 | ABS showerhead assembly |
| | SE-880 | \$ 268.00 | Stainless steel showerhead assembly |
| | SE-911 | \$ 173.00 | Brass 1" ball valve assembly |
| | SE-911-SS | \$ 324.00 | Stainless steel 1" ball valve assembly |
| | G21-0082-PC-P | \$ 42.80 | SE-400 In-line strainer assembly |
| | RPG05-0816 | \$ 71.80 | SE-400 Shroud repair hardware (o-rings, washers & screws) |
| | RPG05-1177 | \$ 93.60 | Aerator replacement group (6 each) |
| | RPG10-0041 | \$ 48.90 | SE-400 Shroud repair group (plastic components only) |
| | RPG10-0042 | \$ 207.00 | SE-400 Shroud replacement group - brass & plastic components |
| | SE-910 | \$ 130.00 | 1/2" Ball valve assembly |
| SE-901-CR | \$ 188.00 | Self-closing valve, 1" female inlet, 1" female outlet, includes chain and ring | |
| SE-910-SSBV | \$ 308.00 | 1/2" Stainless steel ball valve assembly | |
| TRADITIONAL SERIES (SE-690/SE-695/SE-625) | RPG05-0740 | \$ 28.10 | 20 GPM flow restrictor assembly |
| | SE-870 | \$ 93.00 | ABS Showerhead assembly |
| | SE-880 | \$ 260.00 | Stainless steel showerhead assembly |
| | SE-901-CR | \$ 188.00 | Self-closing valve, 1" female inlet, 1" female outlet, includes chain and ring |
| | SE-911 | \$ 173.00 | Brass 1" ball valve assembly |
| | SE-911-SS | \$ 324.00 | Stainless steel 1" ball valve assembly |
| | RPG05-0715 | \$ 82.90 | Eye/Face wash bullhorn assembly with spray heads for SE-490/495 |
| | RPG05-0814 | \$ 34.80 | Bullhorn washer group |
| | RPG07-0104 | \$ 57.20 | Yellow flip top cap replacements (20 per bag) |
| | RPG38-0380 | \$ 71.20 | Non-aerated spray head assembly for SE-490/495 (4 each) |
| SE-910 | \$ 130.00 | 1/2" Ball valve assembly | |
| SE-910-SSBV | \$ 308.00 | 1/2" Stainless steel ball valve assembly | |

HEAT TRACED SHOWERS

| | PRODUCT # | LIST PRICE | PRODUCT DESCRIPTION |
|------------------------|------------|------------|--|
| HEAT TRACED SHOWERS | RPG03-0263 | \$ 137.50 | Spindal extension repair group |
| | RPG05-0748 | \$ 126.90 | SE-6000/SE-7000 Replacement bullhorn assembly with spray heads |
| | RPG07-0104 | \$ 57.20 | Yellow flip top cap replacements (20 per bag) |
| | RPG20-1883 | \$ 106.00 | SE-6000 1/2" Ball valve repair group |
| | RPG20-1889 | \$ 177.50 | SE-6000/SE-7000 1" Ball valve repair group |
| | RPG20-2000 | \$ 190.80 | SE-7000 1/2" 3-Way ball valve repair group |
| | RPG38-0395 | \$ 109.20 | SE-6000/SE-7000 Spray head assembly (4 each) |
| | SE-870 | \$ 93.00 | ABS Showerhead assembly |

PICTORIAL PARTS SHEETS AVAILABLE ON PRODUCT PAGES ON SPEAKMAN WEBSITE

For ordering information call Toll Free 1-800-537-2107 or fax your order to 1-800-977-2747
 Visit us on the web at www.speakmancompany.com | & ADA compliant products | ⚡ Quick ship in 48 hours

SAFETY PRODUCTS REPAIR PARTS REFERENCE GUIDE

EYEWASH COMBINATION UNITS

| | PART # | LIST PRICE | PRODUCT DESCRIPTION |
|--|-----------------|---|--|
| SELECT SERIES (SE-616/SE-622) | SE-870 | \$ 93.00 | ABS Showerhead assembly |
| | SE-880 | \$ 268.00 | Stainless steel showerhead assembly |
| | SE-911 | \$ 173.00 | Brass 1" ball valve assembly |
| | SE-911-SS | \$ 324.00 | Stainless steel 1" ball valve assembly |
| | RPG05-0740 | \$ 28.10 | 20 GPM flow restrictor assembly |
| | RPG05-0817 | \$ 84.30 | Frost proof hydrant repair kit |
| | RPG05-1177 | \$ 93.60 | Aerator replacement group (6 each) |
| | RPG20-1720-RCP | \$ 21.30 | SE-505 Volume control replacement group |
| | RPG20-1962 | \$ 214.20 | 1/2" Ball valve with trigger bar assembly |
| | RPG42-0087-PLAS | \$ 71.80 | SE-505/506 Spray head assembly repair group (2 each) |
| TRADITIONAL SERIES (SE-693/SE-697/SE-626) | SE-870 | \$ 93.00 | ABS Showerhead assembly |
| | SE-880 | \$ 268.00 | Stainless steel showerhead assembly |
| | SE-911 | \$ 173.00 | Brass 1" ball valve assembly |
| | SE-911-SS | \$ 324.00 | Stainless steel 1" ball valve assembly |
| | RPG05-0740 | \$ 28.10 | 20 GPM flow restrictor assembly |
| | SE-901-CR | \$ 188.00 | Self-closing valve, 1" female inlet, 1" female outlet, includes chain and ring |
| | SE-910 | \$ 130.00 | 1/2" Ball valve assembly |
| | SE-910-SSBV | \$ 308.00 | 1/2" Stainless steel ball valve assembly |
| | RPG05-0814 | \$ 34.80 | Bullhorn washer group |
| | RPG05-0714 | \$ 86.60 | Aerated bullhorn assembly with spray heads for SE-580/582 |
| RPG05-1177 | \$ 93.60 | Aerator replacement group (6 each) | |
| RPG07-0104 | \$ 57.20 | Yellow flip top cap replacements (20 per bag) | |
| RPG38-0379 | \$ 71.80 | Aerated spray head assembly for SE-580/582 (4 each) | |

LABORATORY SAFETY SHOWERS

| | PRODUCT # | LIST PRICE | PRODUCT DESCRIPTION |
|--------------------|-----------|------------|--|
| SE-237 & SE-238 | SE-800 | \$ 234.50 | 8" Chrome plated brass showerhead |
| | SE-890 | \$ 331.00 | 10" Flanged chrome plated brass showerhead |

LABORATORY EYEWASHES

| | PRODUCT # | LIST PRICE | PRODUCT DESCRIPTION |
|--|-----------------|-------------|---|
| SE-570, SE-571, SE-572, SE-573, SE-575 & SE-568 | RPG05-0714 | \$ 86.60 | Bullhorn assembly with aerated sprays |
| | RPG05-1177 | \$ 93.60 | Aerator replacement group (6 each) |
| | RPG07-0104 | \$ 57.20 | Yellow flip top cap replacements (20 per bag) |
| | RPG20-1883 | \$ 106.00 | SE-575 Ball valve repair group |
| | RPG20-1996 | \$ 152.90 | Ball valve assembly (SE-572) |
| | RPG38-0379 | \$ 71.80 | Spray head assembly with aerators (4 per bag) |
| | RPG38-0421 | \$ 162.20 | Non-Aerated Spray Head Assembly for SE-573 |
| | DRENCH HOSES | G20-0584-PC | \$ 145.60 |
| RPG05-1177 | | \$ 93.60 | Aerator replacement group (6 each) |
| RPG07-0104 | | \$ 57.20 | Yellow flip top cap replacements (20 per bag) |
| RPG20-1742 | | \$ 166.40 | Drench hose stay open valve repair group (SE-927) |
| RPG38-0390 | | \$ 69.90 | Non-aerated spray head assembly (4 per bag) |
| RPG38-0379 | | \$ 71.80 | Aerated spray head assembly for SE-580/582 (4 each) |

PICTORIAL PARTS SHEETS AVAILABLE ON PRODUCT PAGES ON SPEAKMAN WEBSITE

CROSS REFERENCE REPAIR PART GUIDE

| PART # | LIST PRICE | PRODUCT DESCRIPTION |
|--------------|------------|---|
| 05-2034 | - | Order RPG05-0813 Round Bowl Strainer Drain Repair Group |
| 05-2269 | - | Order RPG05-0813 Round Bowl Strainer Drain Repair Group |
| 01-0418 | - | Order RPG05-0817 SE-609/618 Hydrant Repair Hardware |
| 01-0684-MO | - | Order SE-911 1" Ball Valve Assembly |
| 01-0715 | - | Order RPG05-0816 SE-400 Shroud Repair Hardware (O-rings, Washers & Screws) |
| 03-0408-RCP | - | Order RPG05-0816 SE-400 Shroud Repair Hardware (O-rings, Washers & Screws) |
| 03-0514 | - | Order RPG20-1889 SE-6000 1" Ball Valve Repair Group |
| 03-0516 | - | Order RPG20-1883 SE-6000 1/2" Ball Valve Repair Group |
| 04-0439-MO | - | Order SE-910 1/2" Ball Valve Assembly |
| 04-0524 | - | Order RPG20-1883 SE-6000 1/2" Ball Valve Repair Group |
| 05-1120 | - | Order RPG05-0817 SE-609/618 Hydrant Repair Hardware |
| 05-1274 | - | Order RPG05-0817 SE-609/618 Hydrant Repair Hardware |
| 05-1332-SS | - | Order RPG05-0850 Chain Ring S-Hook |
| 05-1671-MO | \$31.90 | Pressure Gauge for Pressurized Tank Eyewashes (SE-590/507) |
| 07-0060 | - | Order RPG05-0569 Dust Cap Assembly for Old Style SE-582 (2 each) |
| 07-0063 | - | Order RPG05-0631 Dust covers for SE-4000 (2 Each) |
| 07-0104 | - | Order RPG07-0104 Yellow flip top dust covers (20 each) |
| 10-0227 | - | Order RPG10-0227 Replacement Shield |
| 10-0245-PUR | - | Order RPG10-0041 SE-400 Shroud Repair Group (Plastic Components Only) |
| 10-0246-PUR | - | Order RPG10-0041 SE-400 Shroud Repair Group (Plastic Components Only) |
| 20-0722 | - | Order RPG10-0042 SE-400 Shroud Replacement Group - Brass & Plastic Components |
| 20-0756-RCP | - | Order SE-909 3/8" Ball Valve Assembly For SE-590's |
| 20-0804-SS | \$217.40 | 1/2" Stainless Steel Ball Valve W/90 Reverse Handle |
| 20-0929-SS | - | Order SE-910-SSBV 1/2" Stainless Steel Ball Valve Assembly |
| 20-0931-SS | - | Order SE-911-SS 1" Stainless Steel Ball Valve Assembly |
| 20-0947 | \$154.80 | WATTS #7C 3/8" Back Flow Preventor Replacement |
| 20-0953 | - | Order SE-910 1/2" Ball Valve Assembly |
| 20-0953-PC-P | - | Order RPG20-1996 1/2" Polished Chrome Ball Valve Assembly for SE-572 |
| 20-0955 | - | Order SE-911 1" Ball Valve Assembly |
| 20-0955-PC-P | - | Order SE-911 1" Ball Valve Assembly |
| 22-0039-SS | - | Order RPG05-0850 Chain Ring S-Hook |
| 24-0279 | \$41.30 | 1-1/4 X 1-1/4 X 1/2 Male Tee |
| 35-0029 | - | Order RPG025-0850 Chain Ring S-Hook |
| 37-0038-MO | - | Order RPG05-0205 Self Closing Valve Repair Part Kit |
| 42-0242 | - | Order RPG42-0087-PLAS SE-505/506 Spray Head Repair Group (2 each) |
| 42-0243 | - | Order RPG42-0087-PLAS SE-505/506 Spray Head Repair Group (2 each) |
| 45-0255 | - | Order RPG68-0072 Round Plastic Bowl Group |
| 45-0318 | - | Order RPG05-0817 SE-609/618 Hydrant Repair Hardware |
| 45-0339 | - | Order RPG05-0817 SE-609/618 Hydrant Repair Hardware |
| 45-0346-R | - | Order RPG05-0205 Self Closing Valve Repair Part Kit |
| 45-0412 | - | Order RPG05-0814 Round Bowl Bullhorn O-Ring Repair Group |
| 45-0457 | - | Order RPG05-0817 SE-609/618 Hydrant Repair Hardware |
| 45-0615 | - | Order RPG05-0813 Round Bowl Strainer Drain Repair Group |
| 45-0693 | - | Order RPG05-0814 Round Bowl Bullhorn O-Ring Repair Group |
| 48-0177-MO | - | Order RPG42-0087-PLAS SE-505/506 Spray Head Repair Group (2 each) |
| 48-0246-PC | - | Order RPG42-0087-PLAS SE-505/506 Spray Head Repair Group (2 each) |

| PART # | LIST PRICE | PRODUCT DESCRIPTION |
|----------------|------------|--|
| 48-0348 | - | Order RPG42-0087-PLAS SE-505/506 Spray Head Repair Group (2 each) |
| 49-0080 | - | Order RPG05-0817 SE-609/618 Hydrant Repair Hardware |
| 49-0085 | - | Order RPG05-0816 SE-400 Shroud Repair Hardware (O-rings, Washers & Screws) |
| 49-0131 | - | Order RPG05-0205 Self Closing Valve Repair Part Kit |
| 52-0028-MO | - | Order RPG05-0817 SE-609/618 Hydrant Repair Hardware |
| 63-0027 | \$35.70 | Stainless Steel Hose for SE-600 Series Combination Units |
| 68-0033-MO | \$220.50 | SE-400 Replacement Bowl |
| 68-0034 | - | Order RPG68-0072 Round Plastic Bowl Group |
| 68-0042 | \$139.40 | SE-505 Replacement Bowl |
| 68-0043 | - | Order RPG68-0043 Round Stainless Steel Bowl Repair Group (Tapered Drain) |
| G04-0722 | - | Order SE-911 1" Ball Valve Assembly |
| G05-0205-MO | - | Order RPG05-0205 Self Closing Valve Repair Part Kit |
| G05-0384 | - | Order RPG05-2370 Aerator Replacement Group (6 each) |
| G05-0566-MO | - | Order RPG05-0566 Eyewash Dust Cap & Chain for Old Style SE-580 Series (2 Ea) |
| G05-0567-MO | - | Order RPG05-0567-MO Dust Cap & Chain Assembly for Chrome Plated Spray Heads (2 each) |
| G05-0569-MO | - | Order RPG05-0569 Dust Cap Assembly for Old Style SE-582 (2 each) |
| G05-0631 | - | Order RPG05-0631 Dust Covers for SE-4000 (2 Each) |
| G05-0647 | - | Order RPG05-0647 Eyewash Dust Cap & Chain for Old Style SE-490 Series (2 Each) |
| G05-0679-MO | - | Order RPG05-0679-MO SE-570 Dust Cap Assembly (2 each) |
| G05-0714 | - | Order RPG05-0714 Aerated Bullhorn Assembly With Spray heads For SE-580/582's |
| G05-0715 | - | Order RPG05-0715 Eye/Face Wash Bullhorn Assembly With Spray heads for SE-490/495's |
| G05-0724-PC | - | Order RPG05-0724 SEF-1800 Aerator Replacement Group (2 eyewash & 1 faucet) |
| G10-0042-PC | - | Order RPG10-0042 SE-400 Shroud Repair Group - Brass & Plastic Components |
| G18-0214 | - | Order RPG05-0714 Aerated Bull Horn Assembly |
| G20-0584-PC | \$145.60 | Drench Hose Self Closing Valve Repair Group (SE-920's) |
| G20-1720-RCP-P | - | Order RPG20-1720-RCP SE-505 Volume Control Replacement Group |
| G20-1722 | \$1,250.80 | 1-1/2" Buried Supply Hydrant |
| G20-1742-PC-P | - | Order RPG20-1742 Drench Hose Stay Open Valve Repair Group (SE-927's) |
| G21-0080-MO | - | Order G21-0082-PC-P SE-400 In-Line Strainer Assembly |
| G21-0082-PC-P | \$42.80 | SE-400 In-Line Strainer Assembly |
| G24-0088-PC | - | Order RPG05-0813 Round Bowl Strainer Drain Repair Group |
| G38-0145-SS-8 | - | Order SE-880 8"Stainless Steel Deluge Showerhead |
| G38-0211 | - | Order SE-870 ABS Deluge Showerhead |
| G38-0379 | - | Order RPG38-0379 Aerated Spray Head Assembly For SE-580/582's (4 each) |
| G38-0380 | - | Order RPG38-0380 Non-Aerated Spray Head Assembly for SE-490/495's (4 each) |
| G38-0393 | - | Order RPG38-0388 SEF-1800 Spray Head Assembly |
| G38-0395 | - | Order RPG38-0395 SE-6000 Spray Head Assembly (4 each) |
| G47-0045 | \$109.80 | Stainless Steel Extended Pull Rod Replacement Group |
| G47-0046-29 | - | Order RPG47-0046 29' Aluminum Pull Rod Replacement Group |
| G47-0047 | \$97.20 | Adjustable Aluminum Pull Rod Replacement Group |
| G63-0049 | \$34.80 | Order RPG63-0049 |
| G63-0064 | \$52.60 | 6 Foot Hose Repair Group for Drench Hoses |

Cross Reference Repair Part Guide

| PART # | LIST PRICE | PRODUCT DESCRIPTION |
|-----------------|------------|---|
| G76-0030 | \$952.70 | Replacement Flow Switch |
| RPG03-0263 | \$137.50 | Spindal Extension Repair Group |
| RPG04-0353 | \$34.60 | Push Handle Assembly |
| RPG04-0438 | - | Order SE-910 1/2" Ball Valve Assembly |
| RPG05-0205 | \$65.90 | Self Closing Valve Repair Part Kit |
| RPG05-0566 | \$19.70 | Eyewash Dust Cap & Chain for Old Style SE-580 Series (2 Ea) |
| RPG05-0567-MO | \$9.60 | Dust Cap & Chain Assembly for Chrome Plated Spray Heads (2 each) |
| RPG05-0569 | \$16.00 | Dust Cap Assembly for Old Style SE-582 (2 each) |
| RPG05-0631 | \$23.40 | Dust Covers for SE-4000 (2 Each) |
| RPG05-0647 | \$23.70 | Eyewash Dust Cap & Chain for Old Style SE-490 Series (2 Each) |
| RPG05-0679-MO | \$11.00 | SE-570 Dust Cap Assembly (2 each) |
| RPG05-0714 | \$86.60 | Aerated Bullhorn Assembly With Spray Heads For SE-580/582's |
| RPG05-0715 | \$82.90 | Eye/Face Wash Bullhorn Assembly With Spray Heads for SE-490/495's |
| RPG05-0724 | \$46.90 | SEF-1800 Aerator Replacement Group (2 eyewash & 1 faucet) |
| RPG05-0740 | \$28.10 | 20 GPM Flow Restrictor Bag Group |
| RPG05-0748 | \$126.90 | SE-6000 Replacement Bullhorn Assembly With Spray Heads |
| RPG05-0813 | \$31.70 | Round Stainless Steel Bowl Strainer Drain Repair Group |
| RPG05-0814 | \$34.80 | Round Bowl Bullhorn O-Ring Repair Group |
| RPG05-0816 | \$71.80 | SE-400 Shroud Repair Hardware (O-rings, Washers & Screws) |
| RPG05-0817 | \$84.30 | Frost Proof Hydrant Repair Kit |
| RPG05-0849 | \$30.20 | O-rings, Springs & Cap |
| RPG05-0850 | \$39.50 | Chain, Ring, S-Hook For Self-Closing Valves |
| RPG05-1177 | \$93.60 | Aerator Replacement Group (6 each) |
| RPG07-0008 | \$148.20 | Pressure Relief Cap for SE-590 & SE-597 |
| RPG07-0014 | \$31.30 | Old Style SE-580 Aerator & Dust Cap Assembly (2 each) |
| RPG07-0104 | \$57.20 | Yellow Flip Top Dust Covers (20 each) |
| RPG10-0041 | \$48.90 | SE-400 Shroud Repair Group (Plastic Components Only) |
| RPG10-0042 | \$207.00 | SE-400 Shroud Replacement Group - Brass & Plastic Components |
| RPG10-0227 | \$67.00 | Spray Shield (12 each) |
| RPG20-1720-RCP | \$21.30 | SE-505 Volume Control Replacement Group |
| RPG20-1742 | \$166.40 | Drench Hose Stay Open Valve Repair Group (SE-927's) |
| RPG20-1883 | \$106.00 | 1/2" Ball Valve Repair Group for SE-6000 series |
| RPG20-1884 | - | Order SE-910 1/2" Ball Valve Assembly |
| RPG20-1889 | \$177.50 | 1" Ball Valve Repair Group for SE-6000 series |
| RPG20-1894 | \$386.50 | SE-4000 Valve Repair Group |
| RPG20-1913 | \$1,074.30 | REPLMNT CARTRIDGE FOR LAWLOR |
| RPG20-1962 | \$214.20 | 1/2" Ball Valve Brass RNP with misc. parts |
| RPG20-1996 | \$152.90 | 1/2" Polished Chrome Ball Valve Assembly for SE-572 |
| RPG20-2000 | \$190.80 | 1/2" 3-Way Ball Valve Repair Group for SE-7000 |
| RPG20-2021 | \$167.90 | Vacuum Breaker |
| RPG21-0082-PC-P | \$51.90 | In-Line Strainer |
| RPG38-0347 | \$41.60 | Spray Head Assembly |
| RPG38-0379 | \$71.80 | Aerated Spray Head Assembly For SE-580/582's (4 each) |
| RPG38-0380 | \$71.20 | Non-Aerated Spray Head Assembly for SE-490/495's (4 each) |
| RPG38-0388 | \$51.20 | SEF-1800 Spray Head Assembly |
| RPG38-0390 | \$69.90 | SEF-9000 Replacement Sprayhead |
| RPG38-0395 | \$109.20 | SE-6000/SE-7000 Spray Head Assembly (4 each) |
| RPG38-0421 | \$162.20 | Non-Aerated Spray Head Assembly for SE-573 |

| PART # | LIST PRICE | PRODUCT DESCRIPTION |
|-----------------|------------|---|
| RPG42-0087-PLAS | \$71.80 | SE-505/506 Spray Head Repair Group (2 each) |
| RPG47-0046 | \$41.60 | 29' Aluminum Pull Rod Replacement Group |
| RPG49-0003 | \$30.60 | SEF-1800 Seal Replacement Kit |
| RPG63-0049 | \$43.00 | SE-400 Vinyl Hose Manifold |
| RPG68-0043 | \$97.50 | Round Stainless Steel Bowl Repair Group (Tapered Drain) |
| RPG68-0072 | \$61.40 | Round Plastic Bowl Replacement Group |
| RPG99-0094 | \$14.50 | Maintenance Tags (10 pack) |

TERMS & CONDITIONS

GENERAL The prices shown herein are not intended to represent actual resale prices in any particular market. No obligation is assumed by Speakman Company ("Speakman") to sell anyone, at any price, the goods listed herein or in its catalog. The below Terms and Conditions and any conditions contained in Speakman printed Acknowledgement of Order apply, regardless of any printed terms on a Buyer's order.

PRICES, TAXES AND MISCELLANEOUS All prices listed herein supersede all prior prices and are subject to change without notice. All orders are subject to prices and price bulletins in effect at the time of shipment. In addition, all prices will be increased by any federal, state or local tax that applies. Orders with price discrepancies will be held for up to three days. If we have not received a revision or approval within this time, Speakman reserves the right to release the order at current price classifications without further notice. All orders less than \$50.00 will be billed at \$50.00. Custom products are available. Contact Speakman for assistance with pricing.

PAYMENT TERMS Net cash 30 days. 1% cash discount* for payment if received within 10 days of invoice date (1%/10 Days/Net 30 Days).
*Cash discount not available on payments with credit card.

FREIGHT All sales are F.O.B. New Castle, Delaware. Full freight allowed on orders greater than \$2,000 when shipment is in the Continental United States. Terms for shipment outside the Continental United States are available on request. Routing of shipments shall be determined by Speakman.

INTERNATIONAL FREIGHT TERMS All sales are Ex Works/Factory, (New Castle, DE) – Inco Terms 2010 unless otherwise stated. Speakman determines Prepaid Inland Freight as shipments to the 48 Continental U.S. states and applicable only to orders with a net total of \$2000.00 or more. Routing of Inland Freight for these shipments shall be determined by Speakman. Freight quotes for shipments outside the 48 Continental U.S. states are available upon request.

DELIVERY Delivery to the initial carrier shall constitute delivery to the buyer. All claims for damage in transit, shortage or non-delivery must be filed against the carrier by the buyer. Speakman will not be responsible for the delay in shipment of goods, for any damages suffered thereof, when such delay is caused by circumstances beyond its control such as fire, flood, transportation delays, strike, material shortages, or other events of this nature.

ACCEPTANCE, MODIFICATION AND CANCELLATION OF ORDERS Orders may be modified or cancelled only upon written agreement by Speakman. Orders for custom product cancelled are subject to billing for raw materials purchased and labor expended plus 25%. The need for continuing improvement in products and other factors require the making of changes from time to time in product design, material specifications and roughing in dimensions. All items are offered based on Speakman's current catalog descriptions. Speakman reserves the right to make changes of any kind to its products and their packaging without notice. If requested Speakman will provide to Buyer submittal and information concerning Speakman's products, but it is the Buyer's sole responsibility to determine whether the product satisfies the Buyers' specific requirements.

CREDIT APPROVAL All orders are subject to credit approval by Speakman's Credit Department prior to acceptance of the order. Orders may be refused, delivery may be withheld or shipments stopped in transit on accepted orders without any liability on Speakman's part, if, in its sole opinion, the Buyer's ability to pay for the merchandise on the terms and conditions herein is in doubt.

LIMITED WARRANTY Speakman warrants to its purchasers only ("Buyer") for a period of one (1) year from the date of purchase (the "Warranty Period"), that goods sold are free from defects in material and workmanship and conform to Speakman's specifications at the time of manufacturing, provided the goods are properly installed and maintained. Any goods that may prove to have had a non-conformance within the Warranty Period will be, at Speakman's sole option, repaired or replaced. Finish warranty is limited to materials and workmanship at time of delivery.

THE ABOVE LIMITED ONE (1) YEAR WARRANTY CONTAINS THE ONLY WARRANTY MADE BY SPEAKMAN. ANY AND ALL OTHER WARRANTIES OF ANY KIND WHATSOEVER WHETHER EXPRESS OR IMPLIED, INCLUDING WITHOUT LIMITATION, THOSE FOR MERCHANTABILITY AND/OR FITNESS FOR A PARTICULAR PURPOSE ARE EXPRESSLY EXCLUDED. BUYER AGREES THAT SPEAKMAN SHALL NOT BE LIABLE FOR ANY CONSEQUENTIAL, INCIDENTAL, INDIRECT, SPECIAL, ECONOMIC OR PUNITIVE DAMAGES. SPEAKMAN'S LIABILITY TO BUYER SHALL IN NO EVENT EXCEED AMOUNTS PAID BY BUYER TO SPEAKMAN FOR THE NON-CONFORMING GOODS.

RETURNS Prior to returning material, a written Return Goods Authorization ("RGA") must be obtained from Speakman. No return goods will be accepted beyond 12 months from the date of invoice. Material should be shipped to Speakman, 400 Anchor Mill Road, New Castle DE, 19720, Attention: Quality Control. The RGA# should be marked on each shipping container. Material returned without a RGA# marked on the container will be refused. All transportation costs for returned goods must be paid by the buyer. Products returned for reasons other than defects or Speakman shipping errors are subject to the greater of a minimum 25% handling charge plus any additional expense incurred to recondition the goods for resale or \$20. All material shall be returned in its original unopened packaging. Custom products manufactured specifically to customers' specifications or items not listed in current price sheets are not returnable. Products returned as defective will be reviewed by Speakman for confirmation that the goods are not in conformance with its specifications. Following determination of non-conformance, Speakman will repair or replace the goods at its sole discretion. Buyer will bear all expense and risk of loss in connection with the return, provided that Buyer will be reimbursed by Speakman for the cost of transportation for those goods Speakman determines are not in conformance. Product returned as defective but on inspection found to be in working order will be returned to the customer at their cost or a reduced credit will be issued based on Speakman's above return policy. Claims for shortages or incorrect filling of orders must be made within 60 days after receipt of goods by the buyer. Products shipped incorrectly by Speakman will be credited at invoice price plus any associated additional shipping costs.

2012 Safety Catalog

WWW.SPEAKMANCOMPANY.COM

